Visalia Unified School District | Visalia Unified Forward 2030 Facilities Plan

I BELIEVE IN, I BELONG IN I AM VUSD



VISALIA UNIFIED SCHOOL DISTRICT

Long Term Facilities Plan- Community Presentation

September 26, 2025

OWN YOUR JOURNEY | LIFT EACH OTHER UP | KEEP GROWING | SHAPE WHAT'S NEXT



Our Mission:

Every Student Learning Every Day

Our Vision:

Every Student Empowered to Achieve Future Success

Visalia Unified Foundations

Mission | Vision | Beliefs | Commitments | Plan

Core Beliefs and Commitments

All students can achieve at high levels and demonstrate continuous growth

- Providing high-quality learning experiences that allow all students to reach their fullest potential
- Equipping students and staff with the educational tools necessary for achievement and growth

Family and community engagement is key to student success

- Providing families and community members pathways of connectivity to the education system
- Facilitating timely and consistent communication to position families to participate in their students' learning experiences

Learning environments should be safe, supportive, and innovative

- Ensuring all students are known by their name, welcomed each day, and connected to meaningful activities
- Designing learning environments that drive innovative practices to improve student outcomes
- Providing all students the academic and social supports needed to be successful
- Creating physical and social-emotional safety in all learning environments

Commitment for Student Learning

If we...

- ✓ Continually improve processes and systems
- ✓ Ensure a strong foundation for all learners
- ✓ Empower teachers and staff
- ✓ Have a high quality, professionally trained workforce
- ✓ Ensure equitable allocation of resources
- ✓ Facilitate pathways of connectivity

...then we will ensure the success of each and every student.

Visalia Unified Forward 2030

VUSD Strategic & Facilities Plan

High Expectations, High Achievement

Empowering Students, Engaging Families & Community

Organizational Efficiency & Effectiveness

I believe in, I belong in...*I am VUSD*

Agenda

- **Purpose and Goal of the Day**
- **Context and History**
  - Short Term Challenge and Approval
  - Community Feedback
  - Pre-Pandemic Vs. Now
- **Long-Term Challenge and Solution**
  - Primary
  - Secondary
- **Future Ready Facilities**
  - Aging Facilities
  - Modernizations
- **Financials**
  - Funding Sources
  - Available Funding
  - Facility Assessment
- **Timeline**

Guiding Principles

- **Balance enrollment across schools**
  - Align school enrollment with school site capacity
- **Address community growth**
  - NW and SE continue to experience residential development
- **Be fiscally responsible**
  - Ensure investments align with future needs of the district



Short-Term Implementation
1-3 Years

Short-Term Approved Actions

Key Issues	Approved Actions
Annie R Mitchell, Denton & Riverway exceed capacity	• Expand boundaries for Crowley, Shannon Ranch and Manuel F Hernandez to relieve Riverway • Expand boundaries for Pinkham and Mountain View to relieve Annie R Mitchell
GLC is currently underutilized	• Add a boundary area to GLC to better utilize facility and relieve Riverway
Oak Grove exceeds capacity	• Oak Grove transitions to TK-6 to allow for growth within the boundary
Reduce Denton capacity and offset Development in the NW area	• Begin design, approval and complete construction of new elementary school
Relieve Green Acres	• Royal Oaks feeds into Divisadero to increase utilization
Ridgeview exceeds capacity	• GLC will feed into Green Acres which reduces overcrowding at Ridgeview Middle School • Begin design, approval and construction for 6 permanent classrooms to keep target utilization
Redwood exceeds capacity	• Reduce transfers into Redwood High School
Minor adjustments to Middle and High school boundaries to keep clean feeder patterns	

BOARD APPROVED

Short-Term Costs & Savings

Project	Cost
New Elementary School	$48.0 million
Ridgeview (6) additional Classrooms	$5.0 Million
Boundary Changes	No Cost
Estimated Total:	**$53,000,000**



Community Feedback



LISTEN

What are the community's preferred courses of action?

DIALOGUE

VUSD shares solutions with the community and engages in dialogue.

DEVELOP

PBK + VUSD teams develop solutions based on community perception and guiding principles.

IMPLEMENT

Any necessary adjustments are made for an approval by the board and we begin implementation.

Community Engagement

- **Website**
  Over 14,000 visits
- **ThoughtExchange**
  Over 11,000 ratings of community thoughts
- **Surveys -**
  Nearly 1,900 contributions
- **Online Workshop Video -**
  Over 500 views
- **In-Person Workshops -**
  200 total individuals attended



Community Feedback on Ridgeview-Redwood Swap



Community Feedback on Long-Term Construction

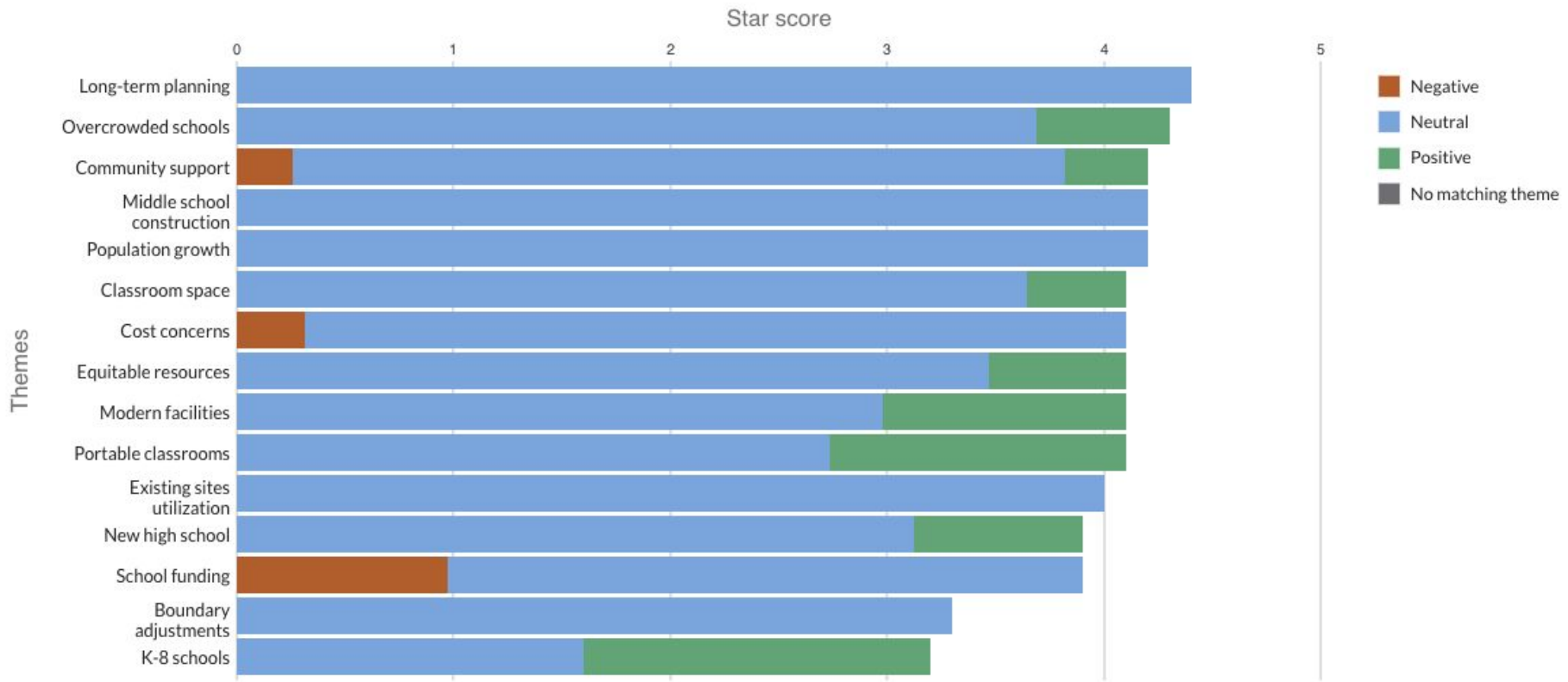



Pre-Pandemic Versus Now

2024-25 CALPADs Enrollment by Grade

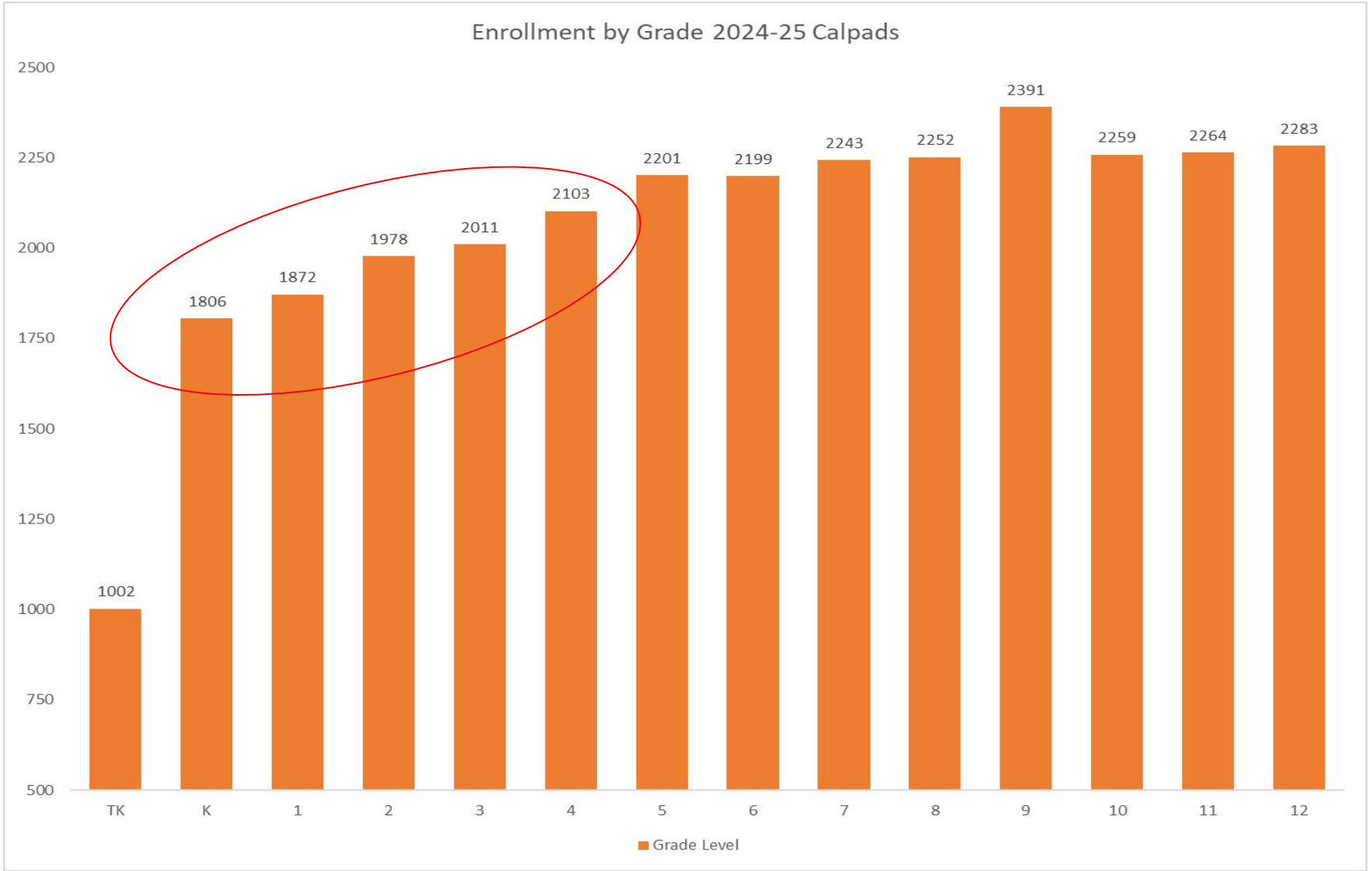

10-Year Projection

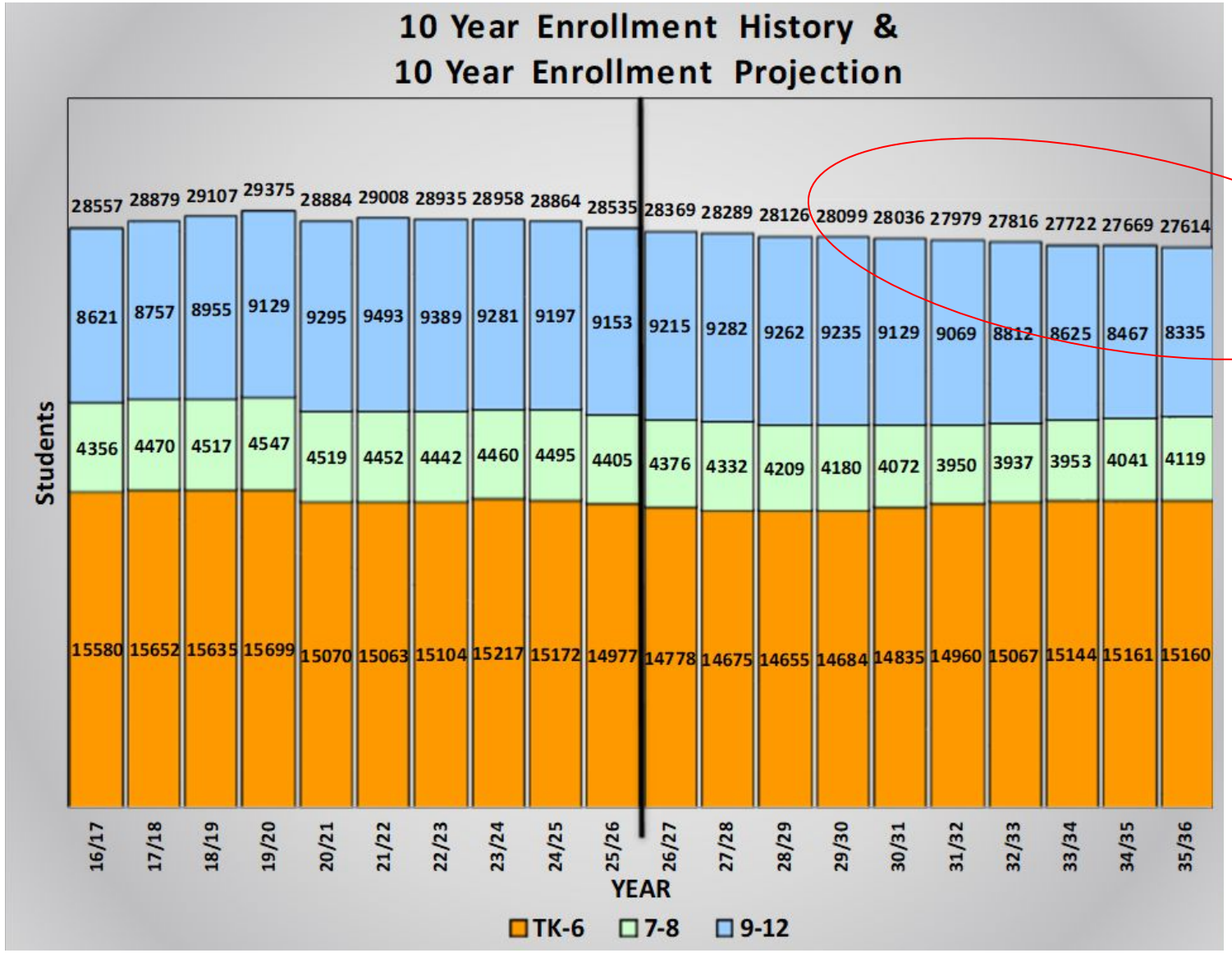

HS Enrollment Comparison 2018 vs 2025 Study

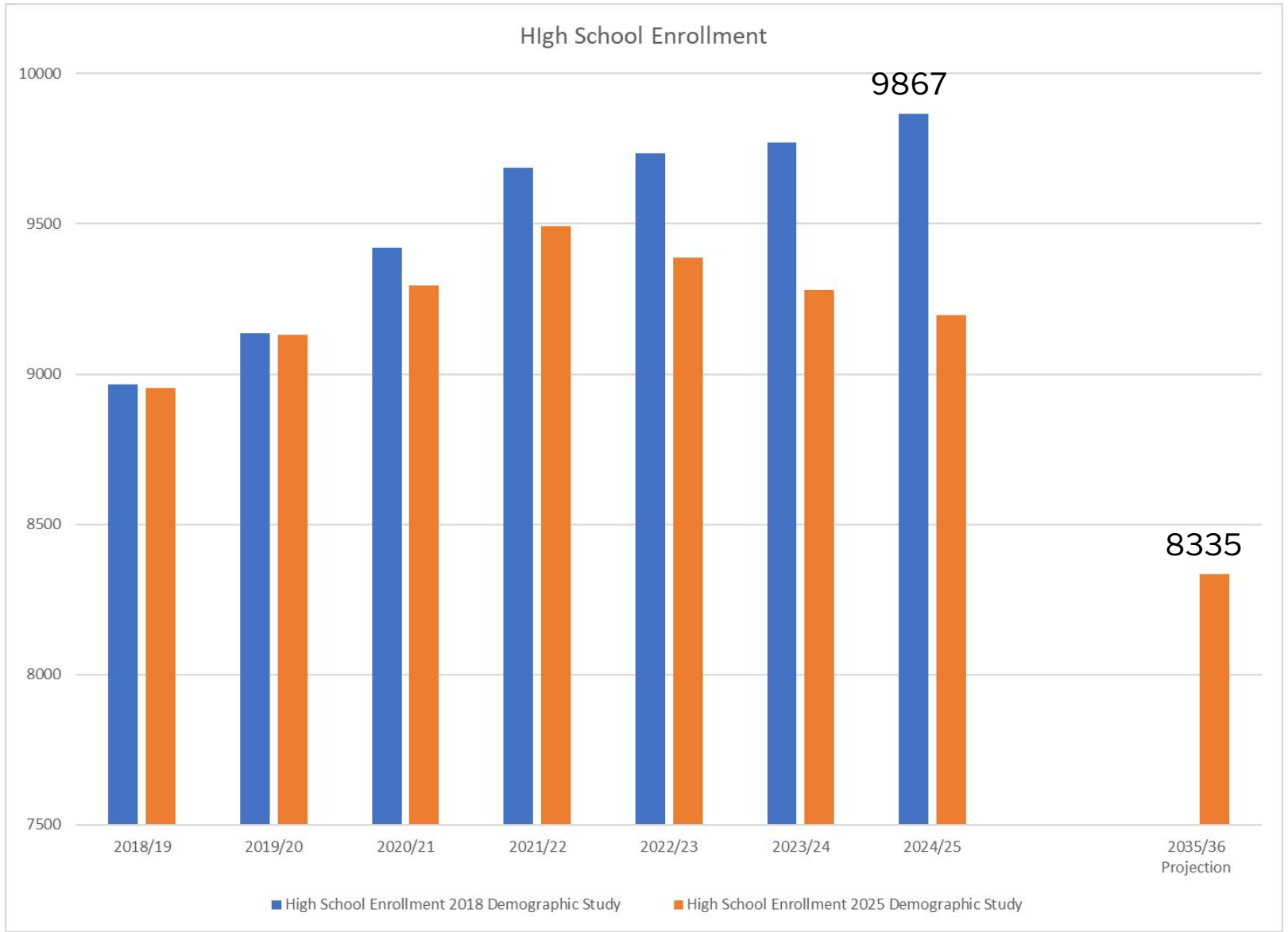

Comparison of HS enrollment projections vs actuals from the 2018 and 2025 demographic studies.



Turn and Talk



Long-Term Challenges

4-10 Years

District Concerns In (4-10 Years)

Enrollment & Capacity

- Elementary: 14 schools over 90% capacity; 4 schools below 70%
- Middle: Ridgeview enrollment over 900; variation between sites
- High: 2 high schools over 100% capacity

Classroom & Portable Needs

- Elementary: 16 additional classrooms needed (if leased portables remain in use)
- High: 26 additional classrooms needed (achieve 85% utilization); continue to rely on portables
- Districtwide: Currently have 114 temporary portables; will need 42 more if we do not build classrooms

Growth & Development

- Northwest & Southeast: New developments beyond 6–10 year projections
- Housing: 11,000 homes planned; 4,800 within next 6 years
- Capture Rate: 0.45 students per new home

Primary

ELEMENTARY SCHOOL LONG TERM NEEDS

- **Elementary needs have expanded**, programs have been added including the TK grade level, Visual and Performing Arts through Proposition 28, and Expanded Learning Opportunities Programming
- Development of elementary schools in the Southeast and secondary school in the Northwest would be implemented based on community development and funding
- Necessary boundary changes that come with building new elementary schools

Elementary Challenge

Utilization –

(25/26 and 31/32 School Year)

School Facility Utilization			w/o Leases			w/o Leases
Elementary Schools	2025/26 Enrollment	2025/26 Utilization	2025/26 Utilization	2031/32 Projection	2031/32 Utilization	2031/32 Utilization
Annie R Mitchell Elem	731	85.2%	102.2%	930	108.4%	130.1%
Conyer Elem	385	93.0%	98.7%	362	87.4%	92.8%
Cottonwood Creek Elem	629	95.7%	103.5%	580	88.3%	95.4%
Crestwood Elem	571	56.5%	67.3%	538	53.3%	63.4%
Crowley Elem	405	64.1%	72.8%	447	70.7%	80.4%
Elbow Creek Elem	519	92.3%	96.5%	496	88.3%	92.2%
Denton Elem	640	89.9%	111.5%	467	65.6%	81.4%
Sierra View Elem	617		98.6%	593		94.7%
Four Creeks Elem	635	89.3%	98.6%	617	86.8%	95.8%
Golden Oak Elem	626	78.3%	98.6%	595	74.4%	93.7%
Goshen Elem	567	80.2%	96.9%	666	94.2%	113.8%
Highland Elem	457		79.6%	441		76.8%
Houston Elem	486		76.9%	431		68.2%
Hurley Elem	551	91.2%	95.2%	565	93.5%	97.6%
Ivanhoe Elem	504		65.9%	443		57.9%
Linwood Elem	509		75.6%	496		73.7%
Manuel F Hernandez	724	95.6%	98.9%	651	86.0%	88.9%
Mineral King Elem	577	93.7%	101.8%	536	87.0%	94.5%
Mountain View Elem	670	88.7%	95.0%	693	91.8%	98.3%
Oak Grove Elem	719	94.5%	105.0%	550	72.3%	80.3%
Pinkham Elem	500		88.5%	501	88.7%	88.7%
Riverway Elem	546		79.2%	568		82.4%
Royal Oaks Elem	373	75.1%	83.4%	322	64.8%	72.0%
Shannon Ranch Elem	632		93.9%	622		92.4%
Veva Blunt Elem	583	78.2%	95.0%	599	80.3%	97.6%
Washington Elem	282	75.8%	103.3%	294	79.0%	107.7%
Willow Glen Elem	526	85.4%	88.9%	512	83.1%	86.5%
New NW Elem	0			316	45.1%	45.1%
Sub-Totals	**14,964**	**83.2%**	**90.8%**	**14,831**	**79.4%**	**86.3%**

Elementary School Overview & Solution

Key Issues	Additional city growth in the Northwest and Southeast beyond our 6-10 yr projections
Recommendation	- Develop new Elementary School in Southeast *(4-6 yrs)* - Develop a second Elementary School in Northwest *(6-10 yrs)*
Impact	- Relieves Mountain View, Pinkham, Mineral King, Annie R Mitchell - Anticipates future development in Northwest and Southeast
Project Cost	**TBD**
Funding Source	F250 Developer Fees (contingent on matching funds)



Turn and Talk



Secondary

Middle Schools Challenge

(25/26 and 31/32 School Year)

Middle Schools	2025/26 Enrollment	2025/26 Utilization	2025/26 Utilization w/o Leases	2031/32 Projection	2031/32 Utilization	2031/32 Utilization w/o Leases
Divisadero Middle	849	74.3%	74.3%	784		68.6%
Green Acres Middle	848	81.6%	81.6%	737		70.9%
La Joya Middle	713	89.5%	89.5%	641		80.4%
Ridgeview Middle	846	73.8%	91.7%	904	78.8%	82.4%
Valley Oak Middle	943	97.0%	102.7%	811	83.4%	88.3%
Sub-Totals	**4,199**	**82.4%**	**87.1%**	**3,877**	**76.0%**	**77.6%**

Middle School Solution

Adjust middle school boundaries / feeder patterns

Add 6 CR to La Joya

Middle Schools	2025/26 Enrollment	2025/26 Utilization	2025/26 w/o Leases Utilization	2031/32 Projection	2031/32 Utilization	2031/32 w/o Leases Utilization
Divisadero Middle	849	74.3%	74.3%	784		68.6%
Green Acres Middle	848	81.6%	81.6%	737		70.9%
La Joya Middle	713	89.5%	89.5%	812		83.6%
Ridgeview Middle	846	73.8%	91.7%	733	63.9%	66.8%
Valley Oak Middle	943	97.0%	102.7%	811	83.4%	88.3%
Sub-Totals	**4,199**	**82.4%**	**87.1%**	**3,877**	**76.0%**	**77.6%**

Middle School Overview and Solution

Key Issues	- Disparity in enrollment - Boundary adjustments that alleviate enrollment at Ridgeview
Recommendation	- Boundary change to Ridgeview and La Joya - Build 6 classrooms at La Joya
Impact	- Increase La Joya to balance enrollment
Project Cost	**$7,668,450**
Funding Source	F250 (Developer Fees)



High School

HIGH SCHOOL LONG TERM NEEDS

- High school **overcrowding still needs to be addressed** and a new high school along with other concepts have been considered
- District enrollment assumptions have changed since 2018, **enrollment projections for high school have declined significantly**
- **$70 million in Measure A funds remain available** to address school facility needs

HS Enrollment Comparison 2018 vs 2025 Study

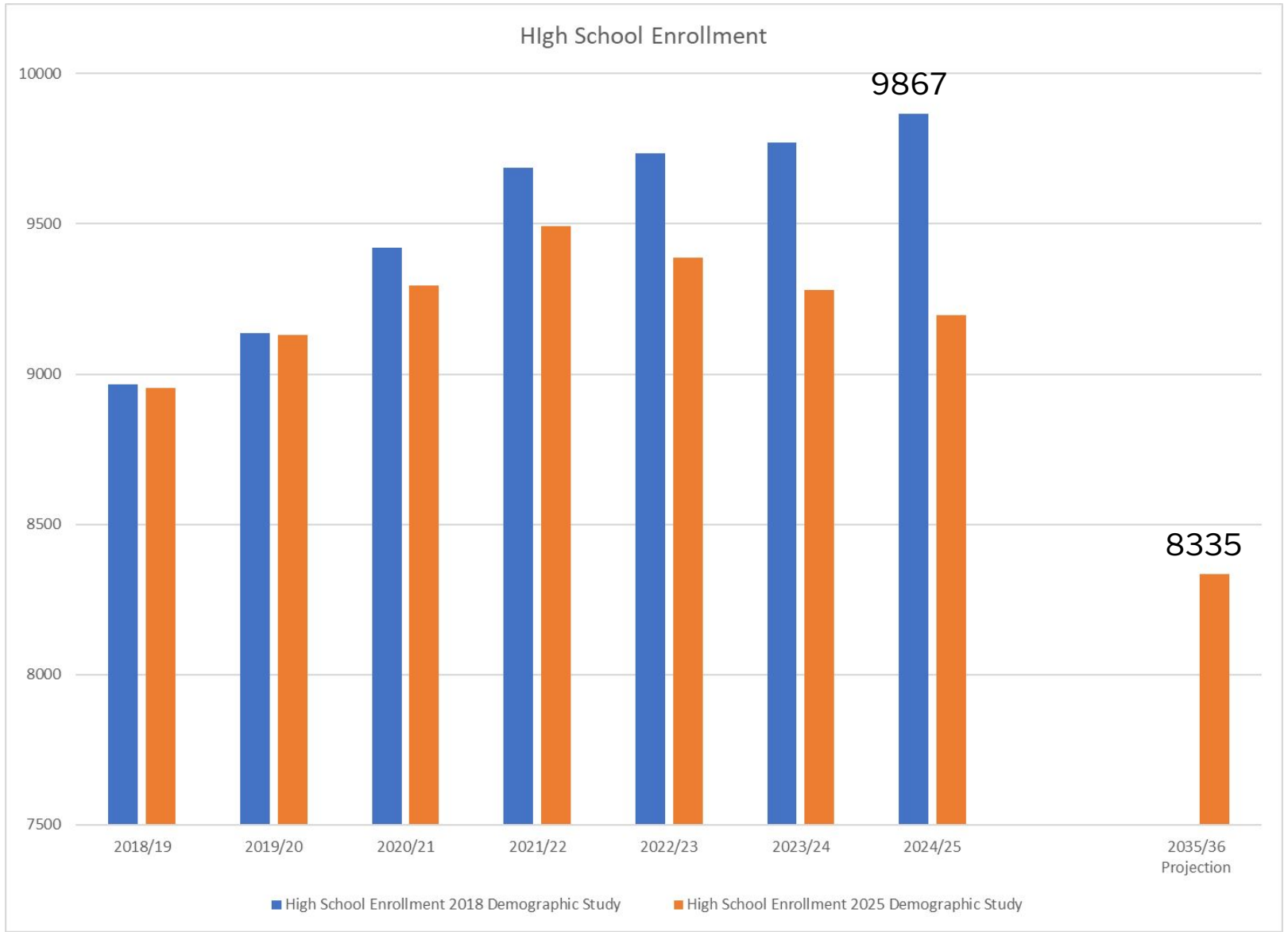

Comparison of HS enrollment projections vs actuals from the 2018 and 2025 demographic studies.

High School Challenge

(25/26 and 31/32 School Year)

High Schools	2025/26 Enrollment	2025/26 Utilization	2025/26 w/o Leases Utilization	2031/32 Projection	2031/32 Utilization	2031/32 w/o Leases Utilization
El Diamante High	1831	90.0%	101.2%	1,858	91.3%	102.7%
Golden West High	2053	89.2%	102.8%	1,888	82.1%	94.5%
Mt Whitney High	1628	83.6%	85.9%	1,664	85.4%	87.8%
Redwood High	2598	103.8%	119.0%	2,612	104.3%	119.6%
Sub-Totals	**8110**	**92.3%**	**102.8%**	**8022**	**91.3%**	**101.7%**

High Schools Solution

+Add 26 classrooms and adjust boundaries

High Schools	2025/26 Enrollment	2025/26 Utilization	w/o Leases 2025/26 Utilization	2031/32 Utilization	w/o Leases 2031/32 Utilization
El Diamante High	1831	90.0%	101.2%	85.6%	95.6%
Golden West High	2053	89.2%	102.8%	82.1%	94.5%
Mt Whitney High	1628	83.6%	85.9%	85.5%	87.4%
Redwood High	2598	103.8%	119.0%	85.0%	96.3%
Sub-Totals	**8,110**	**92.3%**	**102.8%**	**84.5%**	**93.4%**

Projected enrollment in 2031/32 ranges from 1,850 to 2,300

Existing 37 temporary portables to be removed over the next 4-10 years

High Schools Overview & Solution

Key Issues	• Disparity in enrollment across sites • Not enough permanent classrooms
Staff Recommendation	• Build classroom additions to existing High Schools (26 classrooms) • Boundary adjustments to balance enrollment across sites • Advanced academic programing and facility improvements at MWHS
Rationale	• Existing schools can be optimized to accommodate growth through boundary adjustments, programs and development • Allows for enrollment projections and trends to be analyzed • Allows for investment into existing facilities
Project Cost	**$46,372,086 (classrooms)** **TBD (MWHS facility improvements)**
Funding Source	Measure A

CONSIDERATIONS	KEY ISSUES	SCOPE	IMPACT	PROJECT COST
Elementary	Additional development in the Northwest and Southeast beyond 6-10 yr projections	• Develop new Elementary School in Southeast (4-6 yrs) • Develop another new Elementary School in Northwest (6-10 yrs)	• Relieves Mountain View, Pinkham, Mineral King, ARM • Anticipates future development/growth in Northwest	**$ TBD**
MIddle School	Disparity in enrollment	• Additions to La Joya (6 CRs) • Minor adjustments to Ridgeview • Minor adjustments to Valley Oak	• Create balanced enrollment • Supports future growth • Access to VAPA and Sports	**$7,680,450**
High School	Overcrowding at existing High Schools	• Additions to existing High School (26 CRs) • Minor boundary adjustments	• Existing school can be optimized to accommodate growth • Allows for projections and trends to be analyzed • Allows for investment into existing facilities	**$46,372,086**
High School	Facility Improvements at MWHS	• Modernization and enhancements for advanced programming	• Enhanced student experience • Renewed community confidence	**$ TBD**



Turn and Talk



Financials

Financing District Facilities

District Funding Sources

- Developer Fees
- Measure A General Obligation Bond
- State Facility Funds (Reimbursements)

As of **June 30, 2025**, about **$140.3 million** in funding available to address current and future facility needs through these funding sources.

Funding Short-& Long Term Solutions

Facility Funding Source	Funding Available	Key Notes
Current Available Funding	$140.3 Million	Developer Fees, State Matching Funds and Measure A
Projects in Line for Funding	$29.2 Million	Modernization projects
Modernization, New Construction Projects in Design	($81.7 Million)	Houston, Veva Blunt, Valley Oak, Ridgeview and New Elementary
Estimated State Reimbursements	$26.0 Million	Proposition 2 (new construction only)
Estimated Total:	**$113.8 Million**	
Long Term Project Costs	$7.7 $46.4	(6) Classrooms at LJMS (26) classrooms @ 4 high schools MWHS Enhancements
Estimated Total	**$59.7 million**	Available Funds



Future Ready Facilities

Long Range Facility Master Plan

January 2024

Visalia Unified School District

2024 District Facility Assessment







PROFESSIONAL LEARNING SPACES



MAKER SPACE

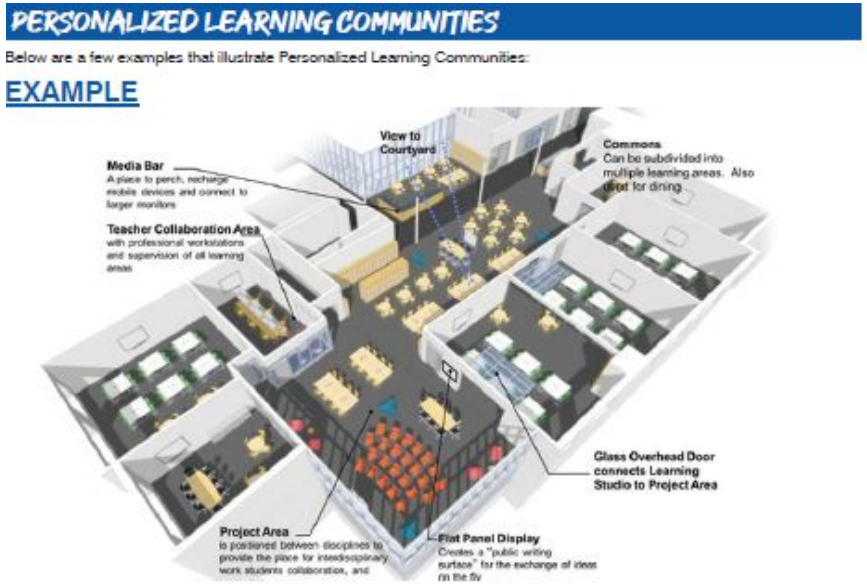

Facility Assessment & Modular Replacement

DISTRICT-WIDE SUMMARY REPORT
PRIORITY TOTALS BY DISCIPLINE

Proposed Work Items:
All Priority 1-4 cost estimates are in 2023 dollars and include soft costs and inflation based on the priority assigned.

DISCIPLINE	PRIORITY 1 (1-2 Years)	PRIORITY 2 (3-5 Years)	PRIORITY 1 + 2 SUBTOTAL	PRIORITY 3 (6-10 Years)	PRIORITY 4 (11+ Years)	TOTAL COST
Civil	$5,866,485	$4,776,138	**$10,642,622**	$544,585		**$11,187,207**
Building Envelope	$55,759,709	$69,291,909	**$125,051,618**	$33,160,414	$13,874,972	**$172,087,003**
Architecture	$0	$6,183,148	**$6,183,148**	$21,220,572	$281,795,954	**$309,199,674**
Mechanical	$15,940,800	$12,269,799	**$28,210,599**	$8,946,232	$32,164,771	**$69,321,602**
Electrical		$7,863,122	**$7,863,122**	$7,182,948	$14,903,284	**$29,949,355**
Plumbing	$93,150	$1,584,117	**$1,677,267**	$8,022,714	$5,606,961	**$15,306,942**
Technology			**$0**	$16,927,219	$850,313	**$17,777,531**
Life Safety & Security		$2,916,000	**$2,916,000**	$1,928,916	$5,442,000	**$10,286,916**
Grand (Total)	$77,660,143	$104,884,234	**$182,544,377**	$97,933,599	$354,638,254	**$635,116,230**

Measure E and Measure A Completed Projects

Measure E Projects

- Ridgeview MS
- Redwood HS Academic Bldg.
- RHS Science Mod
- GWHS Mod
- Mineral King Mod
- Ivanhoe Mod
- Goshen Mod
- Solar @ Various Sites
- Playgrounds @ Various Sites
- Golden West Music Bldg.
- Crowley Mod
- Washington Mod

Measure A Projects

- MWHS Gym
- MWHS Science
- Valley Oak Science & Tech Package
- Green Acres Science & Tech Package
- La Joya Science & Tech Package
- Divisadero Science & Tech Package
- Safety and Security (All Sites)

Projects in Development

- Houston Modernization
- Crestwood Modernization
- Veva Blunt Modernization



MWHS Gym *Before*



MWHS Gym *After*



MWHS Science *Before*



MWHS Science *After*



Districtwide Safety Measures *After*



Valley Oak Science *Before*



Valley Oak Science *After*



Green Acres *Before*



Green Acres *After*

Facility Condition Index

FACILITY CONDITION INDEX (FCI%) BY BUILDING



FACILITY CONDITION INDEX (FCI%) BY BUILDING



Survey

Next Steps

Timeline

MEETING SCHEDULE

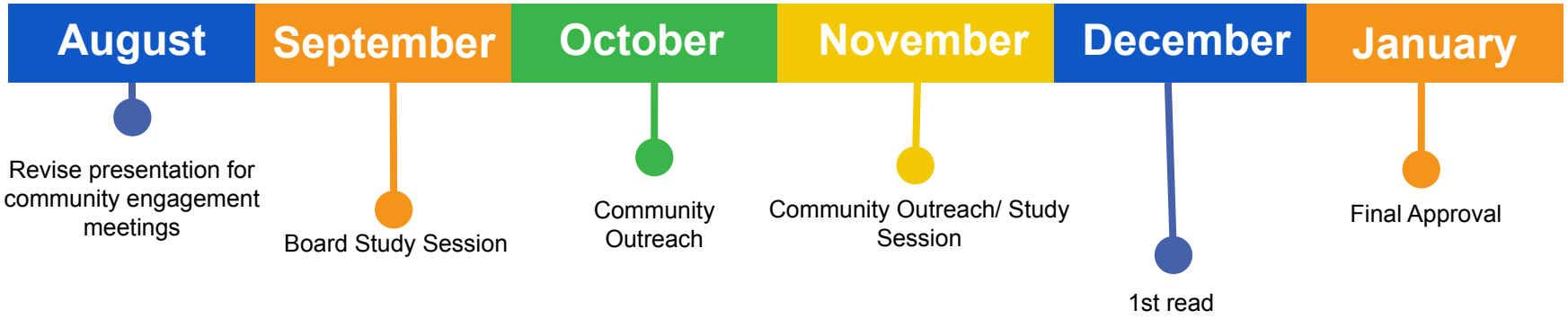

I Believe in,
I Belong in,
I AM...

VUSD

Visalia Unified School District

Visalia Unified VForward 2030

Facilities Plan